

SPY
CODE

BREAK FREE

AGE
6+

2-4


15'

YUZU

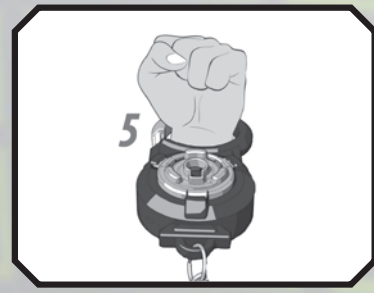
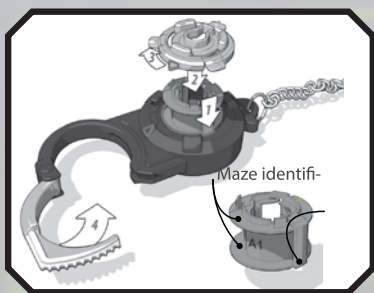
How to set up :

Place all the mazes and coins (with the logo face-up) on the table. Each player takes a handcuff, a maze cover and places them in front of themselves. Next, connect the hooks of all handcuffs to each other.

Remove the maze cover if needed and insert any maze with the protruding ridge positioned correctly (1) into all handcuffs. Place the maze cover (2) over maze piece and rotate it clockwise(3) so the arrows align. Finally, put the handcuff around either of your wrists and close it(4).

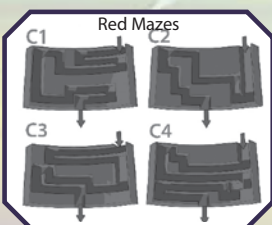
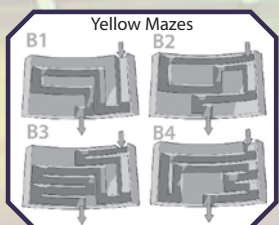
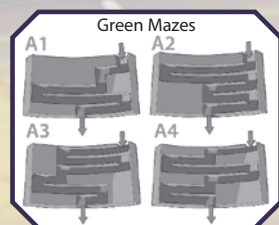


Not suitable for children under three years.



LAYOUT OF THE MAZES:

There are 12 different mazes with three difficulty levels. In case you get stuck, below is a cheat sheet you can use to break free.

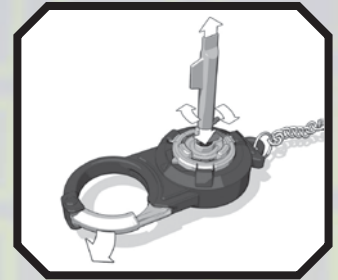


SPY
CODE

BREAK FREE™

How to play :

Gather 4 players and start with the Easy Level (green) maze. The oldest player counts down "GET SET and GO!!" Grab a key as fast as possible and insert it into the keyhole. Find your way through the maze by rotating left or right, or by moving up or down. Unlock the handcuff the quickest and Break Free! Once you've unlocked the handcuffs, collect the coin from the table with the highest number and corresponding to the color of the maze your handcuff has. When the last player is done the round is over. Reset and repeat with the Intermediate and Advanced level maze.



WIN:

Add up the points on your victory coins you have collected in the three rounds. The player with the highest points wins.

PULLING OUT THE KEY:

As soon as you reach the end of the maze, and the handcuffs open, pull the key upwards. Next, rotate it around the top tier of the maze till you find the exit. (A)



**SPY
CODE**

BREAK FREE™

Alternative Game Play :

#01: DOUBLE TROUBLE

- 2 Player / 4 Handcuffs

Put one handcuff on both wrists of the two players. The first to Break Free wins.

#02: VERSUS BATTLE

- 4 Players (2 VS 2) / 4 Handcuffs

Pair up with your best friend and play against another pair of friends. Break Free your mate while he/she tries to unlock your handcuff. The fastest team to Break Free wins.

#03: SPY IN THE DARK

2 - 4 Players

Lock yourself up and turn off the lights. The first to escape the dark room wins.

#04: BREAK FREE KING

2 - 4 Players

Each players starts with an easy maze. After Breaking Free, move on to the next level. The first player that breaks free from all the three levels wins!

#05: THE WINNER TAKES IT ALL

2 - 4 Players

This game play is like the original one, but with a twist. Start with the Easy level. The first to Break Free each level must shout. At this point, the rest of the players, should reset and restart (see Emergency Release). The winner proceeds to the next level and tries to get all levels before someone catches up. The first player to Break Free from all three levels wins.

#06: WEAK HAND BATTLE

2 - 4 Players

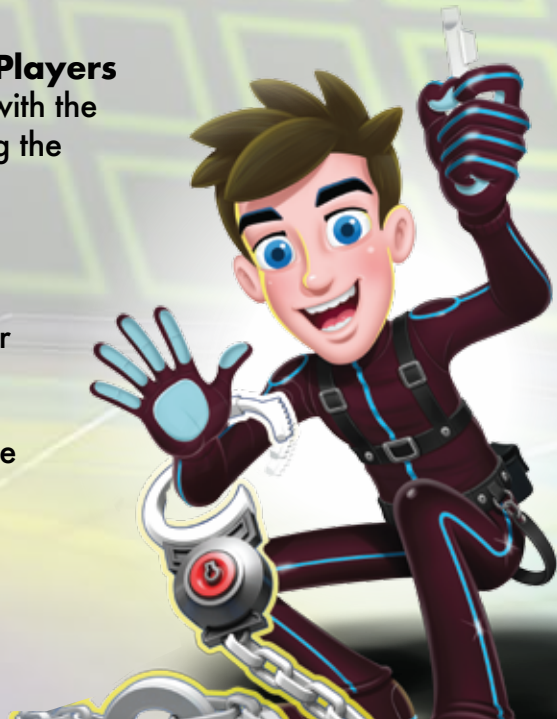
Once you & your friends have mastered all the mazes with the key in your dominant hand, try to Break Free by working the key from the non-dominant hand.

#07: THE ULTIMATE #BREAKFREECHALLENGE

1 Player

Ask an adult to record you while you Break Free all your limbs with all the three levels. Time yourself & upload on SpyCode.toys to win exciting prizes!

[Facebook.com/TheSpyCode](https://www.facebook.com/TheSpyCode) | [YouTube.com/c/SpyCode](https://www.youtube.com/c/SpyCode)
| #BreakFreeChallenge



SPY
CODE

BREAK FREE™

Troubleshooting :

If you are unable to reach the exit of the maze and want to get out, turn the maze cover counterclockwise and pull the key out together with the maze. Use the backside of the key to push in the emergency release button on the backside of the handcuff (B). The handcuff will immediately open up.

